

# SYSTEMIC TEST RESULTS

Helderberg Primary School participates in the Western Cape Education Department's Systemic Tests which are usually written once a year at the beginning of the fourth term. These tests allow the Department to identify specific areas where work is needed to improve our learners abilities in Mathematics and Language. The tests are internationally benchmarked and administered, marked and moderated externally to ensure objectivity and credibility. The tests are written by Grade 3, Grade 6 and Grade 9 learners. No Systemic tests were written in 2020 due to the Covid-19 pandemic. Last year our Grade 3 and Grade 6 learners participated in the 2021 Systemic Tests once again. Learners must achieve at least 50% in order to pass.

## Helderberg Primary School's Systemic Test Results:

### Grade 3 2021 Results:

<b>Mathematics:</b>	<b>Helderberg PS</b>	<b>Western Cape Province</b>
Pass Rate:	<b>90%</b>	<b>44.3%</b>
Class Average:	<b>74.5%</b>	<b>46,7%</b>

<b>Language (English):</b>	<b>Helderberg PS</b>	<b>Western Cape Province</b>
Pass Rate:	<b>90%</b>	<b>36.9%</b>
Class Average:	<b>74.5%</b>	<b>38.8%</b>

### Grade 6 2021 Results:

<b>Mathematics:</b>	<b>Helderberg PS</b>	<b>Western Cape Province</b>
Pass Rate:	<b>92.9%</b>	<b>37.3%</b>
Class Average:	<b>71.2%</b>	<b>44,5%</b>

<b>Language (English):</b>	<b>Helderberg PS</b>	<b>Western Cape Province</b>
Pass Rate:	<b>100%</b>	<b>39.4%</b>
Class Average:	<b>69.2%</b>	<b>42.7%</b>

**We give God the honour and praise for these results and that our school could offer full time education to our learners without having to platoon. Congratulations to all our learners for trying to do your best. Thank you to a dedicated team of teachers who want to do their very best for the Lord!**



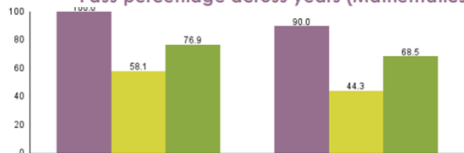
HELDERBERG LAERSKOOL

EMIS: 0110000839

2021 GRADE 3 WCED SYSTEMIC TESTS  
SCHOOL DIAGNOSTIC REPORT

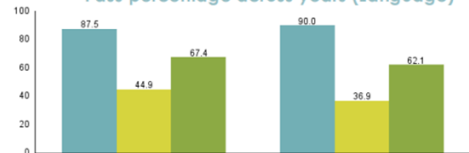
2. SCHOOL AND PROVINCIAL RESULTS

Pass percentage across years (Mathematics)



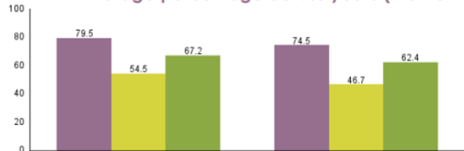
	2019	2021
School	100.0	90.0
Province	58.1	44.3
Quintile: NQ5	76.9	68.5

Pass percentage across years (Language)



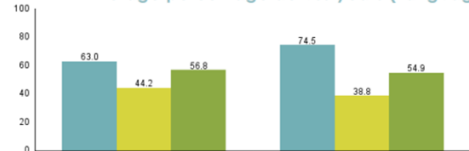
	2019	2021
School	87.5	90.0
Province	44.9	36.9
Quintile: NQ5	67.4	62.1

Average percentage across years (Mathematics)



	2019	2021
School	79.5	74.5
Province	54.5	46.7
Quintile: NQ5	67.2	62.4

Average percentage across years (Language)



	2019	2021
School	63.0	74.5
Province	44.2	38.8
Quintile: NQ5	56.8	54.9



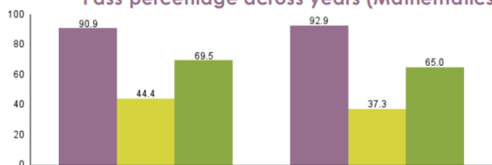
HELDERBERG LAERSKOOL

EMIS: 0110000839

2021 GRADE 6 WCED SYSTEMIC TESTS  
SCHOOL DIAGNOSTIC REPORT

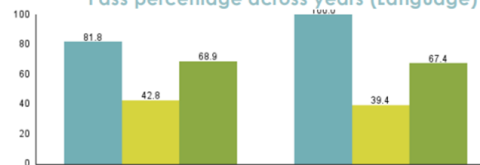
2. SCHOOL AND PROVINCIAL RESULTS

Pass percentage across years (Mathematics)



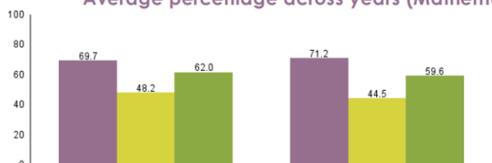
	2019	2021
School	90.9	92.9
Province	44.4	37.3
Quintile: NQ5	69.5	65.0

Pass percentage across years (Language)



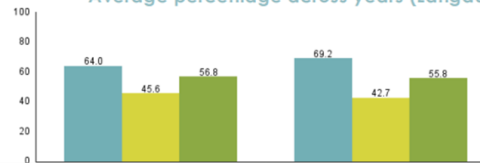
	2019	2021
School	81.8	100.0
Province	42.8	39.4
Quintile: NQ5	68.9	67.4

Average percentage across years (Mathematics)



	2019	2021
School	69.7	71.2
Province	48.2	44.5
Quintile: NQ5	62.0	59.6

Average percentage across years (Language)



	2019	2021
School	64.0	69.2
Province	45.6	42.7
Quintile: NQ5	56.8	55.8